

November 2017

Monthly Operations Report



Table of Contents

1.0	Volumes and Lane Usage	3
2.0	Revenues.....	5
3.0	Operational Incidents, Issues, and Closures	5
4.0	Mean Time Between Failure (MTBF) and Mean Time to repair (MTTR)	7
5.0	Hybrid Utilization	7

TABLES

Table 1 – Monthly Traffic Summaries	4
Table 2 – Managed Lanes Closures to Date.....	6
Table 3 – ETCS Issues per CA Schedule 6 Appendix 6-2.....	6
Table 4 - Status of Noncompliance Categories.....	7
Table 5 – Mean Time Between Failure & Mean Time To Repair	7
Table 6 – Hybrid Utilization.....	7

FIGURES

Figure 1 – Monthly Traffic Distribution	4
Figure 2 – Daily Traffic Counts	5

INTRODUCTION

Pursuant to Schedule 6, Section 1.8.2(a) of the Concession Agreement, Plenary Roads Denver (“PRD”) is required to submit a monthly report covering all essential statistics related to the Managed Lanes. The following data covers the month of November 2017. Operationally, November was a positive month. Several routine maintenance tasks were completed, there were minimal incidents to maintained elements, and traffic volumes were consistent with expectations.

1.0 VOLUMES AND LANE USAGE

Over the last several months as more commuters use the transponders for either ExpressToll™ (AVI) or HOV travel, License Plate (LPT) transactions have consistently decreased as a percentage of total traffic volume. The total monthly gantry traffic volume for November 2017 in the I-25 Central and US 36 Managed Lanes was 268,051 and 1,209,905, respectively.

The table below provides the monthly summary for each Managed Lanes roadway, along with a detailed breakdown of weekday volumes. For reference, the AM Peak Period is considered to be weekdays from 6:45 am – 8:45 am. The PM Peak Period is considered to be, weekdays, from 4:15pm – 5:45pm. It should be noted, that the I-25 Managed Lane traffic reflects traffic counts from a single gantry and US 36 Managed Lane counts reflect fourteen gantries, seven gantries in each direction. Therefore, US 36 data will indicate far greater traffic counts that are not comparative to those of I-25.

The following charts depict the distribution of traffic by type (Figure 1) and the daily traffic counts (Figure 2) and for the month.

Traffic Summary (US 36)						
	AVI	LPT	HOV	Non-Rev & Hybrid	Total	Hybrid
Total Monthly Traffic	692,109	295,558	179,649	42,589	1,209,905	6,095
Maximum Weekday Traffic	37,311	16,247	11,004	2,132	61,386	331
Average Weekday Traffic	30,083	11,971	5,957	1,884	49,895	263
Average Hourly AM Peak Traffic	4,617	1,555	681	236	7,089	N/A
Average Hourly PM Peak Traffic	5,015	1,862	823	233	7,933	N/A

Traffic Summary (I-25C)						
	AVI	LPT	HOV	Non-Rev & Hybrid	Total	Hybrid
Total Monthly Traffic	131,873	79,316	43,485	13,377	268,051	1,755
Maximum Weekday Traffic	7,154	4,081	1,865	672	13,618	98
Average Weekday Traffic	5,832	3,388	1,686	594	10,906	78
Average Hourly AM Peak Traffic	821	490	242	80	1,553	N/A
Average Hourly PM Peak Traffic	725	406	218	81	1,349	N/A

Table 1 – Monthly Traffic Summaries

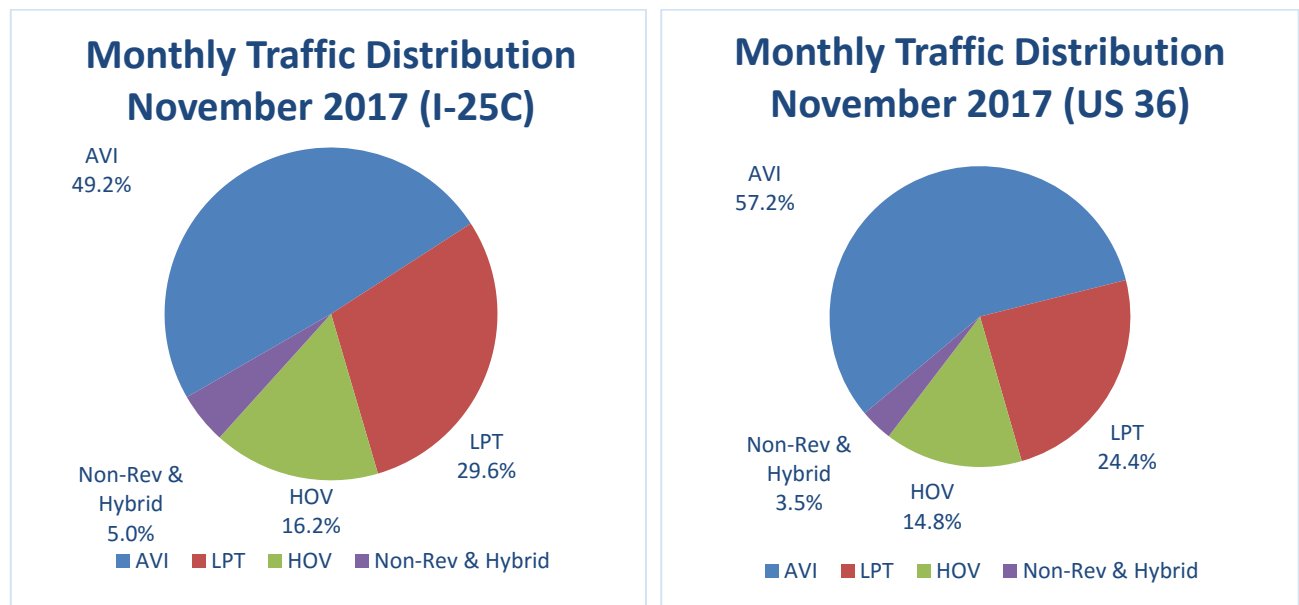
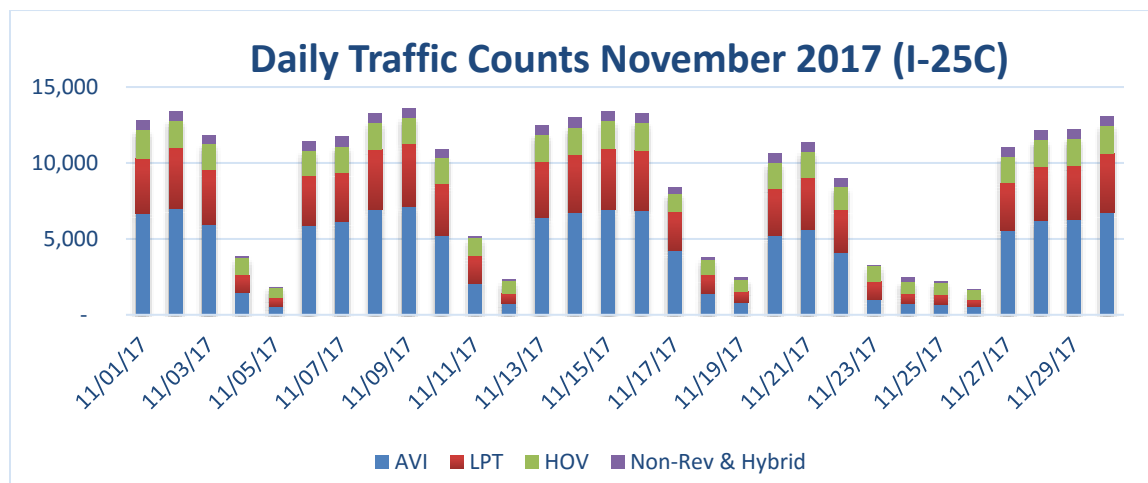


Figure 1 – Monthly Traffic Distribution



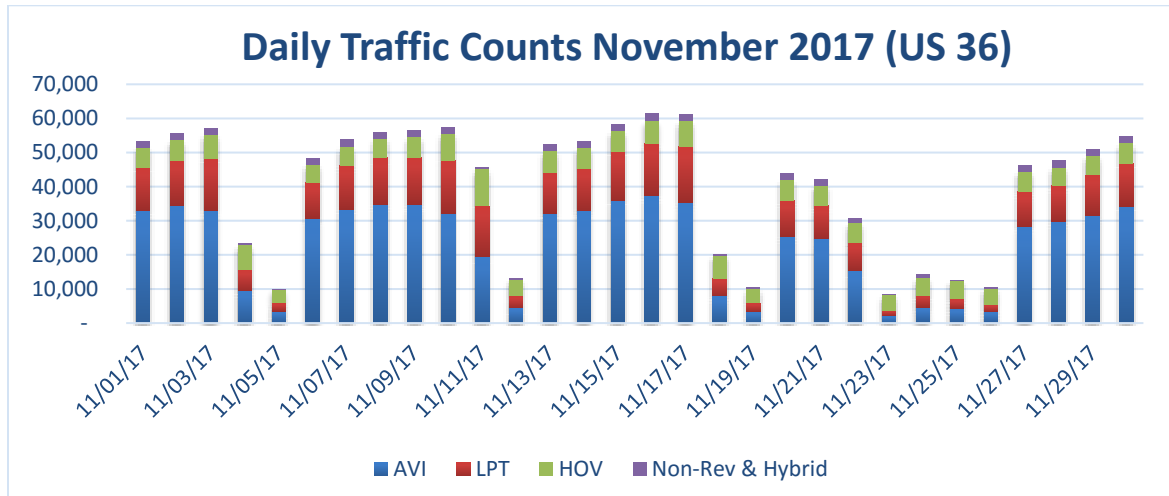


Figure 2 – Daily Traffic Counts

2.0 REVENUES

During the month of November 2017, PRD collected \$681,842 and \$664,604 from users of the I-25 Central and US36 Managed Lanes, respectively. For purposes of this report, revenues are recognized at the time of collection, which is typically sometime after they have been incurred for those customers who are billed based on their license plate. For example, if a single-occupant vehicle uses the lanes in October but pays in January, the associated revenue is attributed to January.

3.0 OPERATIONAL INCIDENTS, ISSUES, AND CLOSURES

The project had numerous routine debris removals, lighting incidents, guardrail incidents, sign incidents, and graffiti control during the month. The routine lighting, guardrail, roadway markings and sign incidents are all planned for repair within the allowable response period and several previously identified lighting incidents were repaired. All incidents were responded to and rectified within the allowable timeframes.

Date	Start	Stop	Duration
July 7, 2017	16:45	17:00	0:15
August 2, 2017	07:34	08:22	0:48
August 3, 2017	16:23	17:05	0:42
August 4, 2017	07:23	07:45	0:22
August 9, 2017	08:45	09:43	0:58
August 11, 2017	07:12	07:45	0:33
August 30, 2017	18:00	19:00	1:00

September 6, 2017	16:13	17:04	0:51
September 8, 2017	08:25	09:15	0:50
September 11, 2017	11:00	12:23	1:23
September 15, 2017	18:19	19:24	1:05
September 29, 2017	15:44	16:40	0:56
October 4, 2017	07:34	08:06	0:32
October 12, 2017	15:19	15:42	0:22
October 20, 2017	14:15	15:06	0:51
October 23, 2017	18:03	18:46	0:43
November 23, 2017	14:47	15:44	0:57
November 29, 2017	16:10	16:37	0:27
Total			13 hours 35 minutes
Remaining Closure Hours Available (Ref: CA 29.7)			0 hours 0 minutes

Table 2 – Managed Lanes Closures to Date

The table below provides a listing of ETCS items recorded this month, consistent with Appendix 6-2 of Schedule 6.

Element ID	Cat	Element	Performance Item	PRD Notified	Contractual Cure Period	Cure Achieved
None						

Table 3 – ETCS Issues per CA Schedule 6 Appendix 6-2

The table below provides a status of all Noncompliance categories in accordance with paragraph 1.2 of Schedule 10.

Non-compliance Location	Nature	Cause	Cure Date	Uncured Non-compliance Point	Unexpired Non-compliance Point	365 Day Expiration Date	1095 Day Expiration Date
Promenade West Toll Point	Incorrect toll schedule	Incorrect Toll Schedule was applied during a software update on 3/7/16	3/16/16 (Period II) Customer Accounts Corrected	0	3	3/16/17	3/16/19

Table 4 – Status of Noncompliance Categories

4.0 MEAN TIME BETWEEN FAILURE (MTBF) AND MEAN TIME TO REPAIR (MTTR)

Mean Time Between Failure (MTBF) and Mean Time To Repair (MTTR) data is provided in the table below. Only Maintained Elements that were repaired during the reporting period and had a failure type breakdown are listed in the table. We consider a breakdown to be a failure when the element cannot be used for its intended purpose until repaired.

Maintained Element	Mean Time Between Failure (MTBF) (Hours)	Mean Time To Repair (MTTR) (Hours)
None	N/A	N/A

Table 5 – Mean Time Between Failure & Mean Time To Repair

5.0 HYBRID UTILIZATION

Total Hybrid Trips	
I-25 Central	1,755
US 36	6,095

Table 6 – Hybrid Utilization

Fuel-efficient “Hybrid” vehicles are permitted to access the Express Lanes free of charge, regardless of occupant numbers, provided that they have obtained a permit from CDOT, obtained a Hybrid transponder from E-470, and display an E-470 Hybrid decal on the vehicle’s windshield.

OPERATIONS AND
MAINTENANCE
MONTHLY REPORT
NOVEMBER 2017

US 36 and I-25 Express
Lanes Project

Prepared for:

Plenary Roads Denver, LLC
1700 Lincoln Street, Suite 3000
Denver, CO 80203

Attention: Mr. Simon Stachnik



Prepared By:


Broadspectrum
10525 West 120th Avenue
Broomfield, CO 80021
United States of America

Justin Doles, PE
Project Manager

OPERATIONS AND MAINTENANCE – MONTHLY REPORT

NOVEMBER 2017

US 36 and I-25 Express Lanes Project

Revision	Date	Approved
Rev. 0	12/08/2017	

This report titled *Operations and Maintenance Monthly Report, November 2017* has been prepared by BROADSPECTRUM for the exclusive use of Plenary Roads Denver, LLC (PRD). No other party is an intended beneficiary of this report or the information, opinions, and conclusions contained herein. Any use by any party other than PRD of any of the information, opinions, or conclusions is the sole responsibility of said party. The use of this report shall be at the sole risk of the user regardless of any fault or negligence of PRD or BROADSPECTRUM.

The information and analyses contained herein have been completed to a level of detail commensurate with the objectives of the assignment and in light of the information made available to BROADSPECTRUM at the time of preparation. This report and its supporting documentation have been reviewed and/or checked for conformance with industry-accepted norms. To the best of the information and belief of BROADSPECTRUM, the information presented in this report is accurate to within the limitations specified herein.

This report is BROADSPECTRUM pdf file: OM Monthly Report November 2017.pdf. Any reproductions or modifications of this report are uncontrolled and may not be the most recent revision.

The O&M Monthly Report contains all relevant information for the month of November 2017. BROADSPECTRUM continues ongoing and preventive maintenance activities for the I-25 and US36 Managed Lanes Project.

BROADSPECTRUM's Commitment to Safety

BROADSPECTRUM conducted weekly toolbox talk meetings during the month. The purpose of the tool box talks is to cover important safety items that relate to the project such as near misses, "better ways" as to how safety is conducted for the Project, and discussion on safety procedures for maintenance activities. In addition to the toolbox talks, BROADSPECTRUM conducts a weekly progress meeting. This is a forum for feedback from staff on Operations, Incident Response, and Maintenance activities.

Toolbox Talks this month included:

- Fire Prevention
- Fire Hydrant Procedures
- Materials Handling
- Holiday Safety
- Fire Prevention Quiz

A. Summary of the Planned Maintenance Activities for the Upcoming Month – December 2017

BROADSPECTRUM has identified the upcoming planned maintenance activities as described in Table 1.7.1.3 of The Maintenance Management Plan. These activities include preventative and routine maintenance in order to successfully operate and maintain the Project. A listing of the planned maintenance activities for the month of December 2017 is included below.

Fig. A-1 Planned Maintenance Activities for December 2017

X – Indicates the day the task is planned.

Performance Standard Identification Number (Table 6.1)	Work Activity- Description	Frequency	Dec-17																															
			1	2	3	4	5	6	7	8	9	10	11	12	13	14	15	16	17	18	19	20	21	22	23	24	25	26	27	28	29	30	31	
			F	S	S	M	T	W	T	F	S	S	M	T	W	T	F	S	S	M	T	W	T	F	S	S	M	T	W	T	F	S	S	
ML-1	ML-2	ML-3	ML-4			X	X	X	X	X			X	X	X	X	X			X	X	X	X	X					X	X	X			
ML-1	FLEXIBLE PAVEMENT OBSERVATION / REPAIR	F-52							X						X							X												
ML-1	RIGID PAVEMENT OBSERVATION / REPAIR	F-52							X						X							X									X			
ML-4	DELINEATORS & MARKERS OBSERVE / CLEAN / REPAIR	F-12					X						X																					
ML-2	DRAINAGE (INLET) OBSERVE/ CLEAN / REPAIR	F-12						X						X																				
ML-6	SIGN OBSERVATION / REPAIR	F-52				X						X							X										X					
ML-8	STREET LIGHTING OBSERVATION /REPAIR	F-52					X						X								X								X					
ML-8	ELECTRICAL SUPPLY INSPECTION / REPAIR	F-12							X																									
ML-8	ACCESS PANEL OBSERVATION / REPAIR	F-12							X																									
ML-10	HERBICIDE & WEED CONTROL MAINTENANCE	F-52						X						X							X								X					
ML-12	GRAFFITI OBSERVATION / REMOVAL	F-52						X						X							X								X					
ML-14	MECHANICAL ROAD SWEEPING	F-12										X	X	X	X	X																		
ML-14	UTTER OBSERVATION / REMOVAL	Daily	X			X	X	X	X	X			X	X	X	X	X			X	X	X	X						X	X	X			
	REVERSIBLE LANE OPERATIONS	Daily	X			X	X	X	X	X			X	X	X	X	X			X	X	X	X					X	X	X	X			

Frequency of Activity:

Daily – Daily Activity

F-4 – Quarterly Activity

F-52 – Weekly Activity

F-2 – Semi-Annual Activity

F-12 – Monthly Activity

F-1 – Annual Activity

B. Summary of Performed and Completed Maintenance Activities

Fig. B-1 Performed and Complete Maintenance Activities for November 2017,

X Indicates the day of the month that the task was completed.

Performance Standard Identification Number (Table 6.1)	Work Activity-Description	Frequency	Nov-17																													
			1	2	3	4	5	6	7	8	9	10	11	12	13	14	15	16	17	18	19	20	21	22	23	24	25	26	27	28	29	30
			W	T	F	S	S	M	T	W	T	F	S	S	M	T	W	T	F	S	S	M	T	W	T	F	S	S	M	T	W	T
ML-1	MAINTENANCE PATROL	Daily	X	X	X			X	X	X	X	X			X	X	X	X	X			X	X	X					X	X	X	X
ML-1	FLEXIBLE PAVEMENT OBSERVATION / REPAIR	F-52		X					X							X							X								X	
ML-1	RIGID PAVEMENT OBSERVATION / REPAIR	F-52	X					X							X							X								X		
ML-10	CRACK SEALING	F-1	X	X	X				X	X	X				X	X	X	X														
ML-4	DELINEATORS & MARKERS OBSERVE / CLEAN / REPAIR	F-12		X													X												X	X		
ML-2	DRAINAGE (INLET) OBSERVE / CLEAN / REPAIR	F-12							X														X									
ML-2	DRAINAGE (PIPE/CULVERT) OBSERVE / CLEAN / RPR	F-12															X															
ML-6	SIGN CLEANING	F-1							X																							
ML-6	SIGN OBSERVATION / REPAIR	F-52		X						X					X							X							X			
ML-8	STREET LIGHTING OBSERVATION / REPAIR	F-52	X					X							X							X							X			
ML-8	ELECTRICAL SUPPLY INSPECTION / REPAIR	F-12															X															
ML-8	ACCESS PANEL OBSERVATION / REPAIR	F-12								X																						
ML-10	HERBICIDE & WEED CONTROL MAINTENANCE	F-52		X							X							X						X							X	
ML-12	GRAFFITI OBSERVATION / REMOVAL	F-52	X					X							X							X							X			
ML-14	MECHANICAL ROAD SWEEPING	F-12													X							X	X	X								
ML-14	LITTER OBSERVATION / REMOVAL	Daily	X	X	X			X	X	X	X	X			X	X	X	X	X			X	X	X					X	X	X	X
ML-15	NODE BUILDING 2 MAINTENANCE	F-1															X															
ML-15	SAND STORAGE DOME MAINTENANCE	F-1								X																						
ML-15	LIQUID STORAGE FACILITY MAINTENANCE	F-1																					X									
	REVERSIBLE LANE OPERATIONS	Daily	X	X	X			X	X	X	X	X			X	X	X	X	X			X	X	X					X	X	X	X

Fig. B-2 Work Accomplished This Month

Activity	Actual Work
152 Flexible Pavement Surface Rpr (YD2)	0.25
157 Hand Crack Sealing Flex Pavement (LF)	596.5
202 Clean Drainage Structures (EA)	14
216 Fence Maintenance (LF)	280
218 Debris in Roadway (HR)	2
218 Litter Barrel Trash Cleanup (YD3)	56
220 Sweeping (Mech) (MI)	108
222 Sweeping - Hand (HR)	22.5
254 Veg Cntrl: Hand/Chem Weeding (HR)	2.5
301 Misc Sign Maint (EA)	15
304 Del Post Maint (EA)	75
307 Directional Gate Maint (EA)	3
314 Reversible Lane Ops (HR)	276
329 Courtesy Assistance (HR)	409.5
540 Graffiti Removal (SF)	8

C. Summary of Planned Maintenance that was Not Completed for the Month

Broadspectrum completed all scheduled maintenance activities for the period of November, 2017. Frequencies and/or actual date of the month of some activities may have been adjusted based on actual conditions.

D. Summary of the Maintenance Activities and Results Performed for the Month Beyond Planned Maintenance

A summary of unplanned maintenance activities provided below:

Snow and Ice Control: None

Courtesy Patrol: None

Hazardous Materials Incidents: None

E. Operating Contractor's Incident Response Logs Related to Maintenance Activities

This section provides a summary of Broadspectrum's performance related to the Performance and Measurement Criteria listed in Appendix 6-1.1 of the Operating Contract.

The table below provides a listing of items recorded this month:

Element Category	Description	Location	BRS Notified	Response to Defects		
				Category 1		Category 2
				Hazard Mitigation	Permanent Remedy	Permanent Repair
GP 5.2	Attenuator (Impact Damage)	US36 MP 54.64 EB	9/18/2017 23:50:00	N/A	N/A	Reqd: 6 Months Respnd: -- Actual: In Progress
GP 1.1	Debris (Cleared Wood from Lanes)	US36 MP 50.65 EB	11/1/2017 23:32:00	Reqd: 1 Hours Respnd: 11/1/2017 23:52 Actual: 0.33 Hours	N/A	N/A
GP 1.1	Debris (Cleared Ladder from Lanes)	US36 MP 43.50 WB	11/5/2017 19:47:00	Reqd: 1 Hours Respnd: 11/5/2017 19:55 Actual: 0.13 Hours	N/A	N/A
GP 1.1	Debris (Debris Reported, Nothing Found)	US36 MP 48.00 WB	11/6/2017 14:23:00	Reqd: 1 Hours Respnd: 11/6/2017 14:47 Actual: 0.39 Hours	N/A	N/A
GP 5.2	Attenuator (Impact Damage)	US36 MP 39.43 WB	11/8/2017 13:00:00	N/A	N/A	Reqd: 6 Months Respnd: 11/27/2017 22:30 Actual: 0.64 Months
GP 1.1	Debris (Debris Reported, Nothing Found)	US36 MP 43.30 WB	11/11/2017 21:10:00	Reqd: 1 Hours Respnd: 11/11/2017 22:01 Actual: 0.84 Hours	N/A	N/A
GP 1.1	Debris (Cleared Raccoon from Lanes)	US36 MP 46.21 WB	11/14/2017 14:33:00	Reqd: 1 Hours Respnd: 11/14/2017 15:05 Actual: 0.53 Hours	N/A	N/A
GP 1.1	Debris (Cleared Pickaxe from Lanes)	US36 MP 57.30 WB	11/14/2017 19:58:00	Reqd: 1 Hours Respnd: 11/14/2017 20:42 Actual: 0.73 Hours	N/A	N/A
GP 1.1	Debris (Debris Reported, Nothing Found)	US36 MP 41.00 EB	11/15/2017 19:22:00	Reqd: 1 Hours Respnd: 11/15/2017 19:51 Actual: 0.48 Hours	N/A	N/A
GP 1.1	Debris (Cleared Metal from Lanes)	US36 MP 56.90 WB	11/15/2017 17:56:00	Reqd: 1 Hours Respnd: 11/15/2017 18:42 Actual: 0.76 Hours	N/A	N/A
GP 1.1	Debris (Debris Reported, Nothing Found)	US36 MP 50.65 WB	11/15/2017 17:39:00	Reqd: 1 Hours Respnd: 11/15/2017 18:06 Actual: 0.44 Hours	N/A	N/A
GP 1.1	Debris (Cleared Wood from Lanes)	US36 MP 53.46 EB	11/16/2017 14:24:00	Reqd: 1 Hours Respnd: 11/16/2017 14:57 Actual: 0.55 Hours	N/A	N/A
GP 1.1	Debris (Reset Traffic Cones)	US36 MP 216.75 WB	11/17/2017 04:25:00	Reqd: 1 Hours Respnd: 11/17/2017 05:15 Actual: 0.83 Hours	N/A	N/A
GP 5.1	Guardrail (Impact Damage)	US36 MP 39.55 EB	11/20/2017 22:00:00	N/A	N/A	Reqd: 6 Months Respnd: -- Actual: In Progress
GP 1.1	Debris (Cleared Cardboard from Lanes)	US36 MP 55.05 WB	11/21/2017 22:30:00	Reqd: 1 Hours Respnd: 11/21/2017 22:52 Actual: 0.36 Hours	N/A	N/A
GP 1.1	Debris (Debris Reported, Nothing Found)	US36 MP 57.30 EB	11/27/2017 21:56:00	Reqd: 1 Hours Respnd: 11/27/2017 22:25 Actual: 0.48 Hours	N/A	N/A
GP 1.1	Debris (Cleared Metal from Lanes)	US36 MP 45.60 EB	11/28/2017 17:46:00	Reqd: 1 Hours Respnd: 11/28/2017 18:07 Actual: 0.35 Hours	N/A	N/A
GP 1.1	Debris (Cleared Ladder from Lanes)	US36 MP 46.50 EB	11/28/2017 16:49:00	Reqd: 1 Hours Respnd: 11/28/2017 17:24 Actual: 0.58 Hours	N/A	N/A

Element Category	Description	Location	BRS Notified	Response to Defects		
				Category 1		Category 2
				Hazard Mitigation	Permanent Remedy	Permanent Repair
GP 12.1	Graffiti (Removed Graffiti from Back of Sign)	US36 MP 51.80 WB	11/29/2017 13:30:00	N/A	Reqd: 24 Hours Respd: 12/6/2017 07:00 Actual: 161.49 Hours	N/A
GP 1.1	Debris (Cleared Wood from Lanes)	US36 MP 49.60 WB	11/29/2017 13:49:00	Reqd: 1 Hours Respd: 11/29/2017 14:25 Actual: 0.60 Hours	N/A	N/A
ML 8.1	Lighting (North Bulb Out)	040-U36-LHT-0200, MP 56.53	11/30/2017 10:00:00	N/A	N/A	Reqd: 6 Months Respd: -- Actual: In Progress
ML 8.1	Lighting (North Bulb Out)	040-I25-LHT-0100, MP 215.02	11/30/2017 10:00:00	N/A	N/A	Reqd: 6 Months Respd: -- Actual: In Progress
ML 8.1	Lighting (West Bulb Out)	040-U36-LHT-0250, MP 56.84	11/30/2017 10:00:00	N/A	N/A	Reqd: 6 Months Respd: -- Actual: In Progress
ML 8.1	Lighting (North Bulb Out)	040-U36-LHT-0010, MP 55.41	11/30/2017 10:00:00	N/A	N/A	Reqd: 6 Months Respd: -- Actual: In Progress
ML 8.1	Lighting (North Bulb Out)	040-I25-LHT-0030, MP 214.62	11/30/2017 10:00:00	N/A	N/A	Reqd: 6 Months Respd: -- Actual: In Progress
ML 8.1	Lighting (North & South Bulbs Out)	040-U36-LHT-0130, MP 56.11	11/30/2017 10:00:00	N/A	N/A	Reqd: 6 Months Respd: -- Actual: In Progress
ML 8.1	Lighting (North Bulb Out)	040-U36-LHT-0220, MP 56.66	11/30/2017 10:00:00	N/A	N/A	Reqd: 6 Months Respd: -- Actual: In Progress
ML 8.1	Lighting (All Bulbs Out)	040-I25-LHT-0050, MP 214.73	11/30/2017 10:00:00	N/A	N/A	Reqd: 6 Months Respd: -- Actual: In Progress
ML 8.1	Lighting (West Bulb Out)	040-U36-LHT-0240, MP 56.78	11/30/2017 10:00:00	N/A	N/A	Reqd: 6 Months Respd: -- Actual: In Progress

All items were completed within the required response time. Items that are *In Progress* are still within the allowed response time.

F. Detailed Results of All Inspections, Assessments, and Testing Activities

During this reporting period there were no special inspections, assessments, or testing results outside normal operating condition.

G. Monthly Toll System Performance Reports

Toll system operated within proposed parameters per BROADSPECTRUM's observations.

H. Preventative Maintenance Plan and Progress

Preventative Maintenance work is contingent on Initial Works Package implementation.

I, J. Mean Time between Failure (MTBF), Mean Time To Repair (MTTR)

No Maintained Elements experienced a failure type breakdown this month. BROADSPECTRUM considers a breakdown to be a failure when the element cannot be used for its intended purpose until repaired.